



American Society of  
Regional Anesthesia and Pain Medicine

Advancing the science and practice of regional anesthesia and pain medicine

ASRA



**Introduction to Perioperative Point-of-Care Ultrasound**

Saturday, February 25—Sunday, February 26, 2017

Omni San Diego Hotel, San Diego, California

**COURSE GUIDE**

*Jointly provided with:*

**usabcd**  
UltraSound Airway Breathing Circulation Dolor

# Course Overview

This two-day, hands-on workshop with online learning module is designed for all practicing physicians wanting to gain a comprehensive understanding of point-of-care ultrasound (PoCUS) applications including identification of clinical questions to be answered, technical performance aspects, and interpretation of results. Short didactic sessions will anchor longer scanning sessions with 5:1 attendee to instructor ratio. Case discussions and pre- and post-tests will be included as well. The course will cover airway, lung, cardiac, gastric, and trauma assessment.

## Highlights

- Earn 29.5 CME credits by completing the eLearning provided by USabcd and attending the weekend course.
- Hands-on scanning sessions with concise lectures to summarize content
- World-renowned experts, low attendee-to-instructor ratio
- Personalized learning with ample time for Q&A and faculty feedback
- Case discussions and pre/post testing to assess learning
- Basic Focused Assessed Transthoracic Echocardiography (FATE) certification.

This course fills a much-needed educational gap as well as prepares physicians to be leaders in patient safety and perioperative ultrasonography by providing a comprehensive introduction to several PoCUS applications of relevance to clinical regional anesthesiologists, including the identification of clinical questions to be answered, technical performance aspects, and interpretation of results.

## Educational objectives

After participating in this educational activity, participants should be able to:

- Integrate up-to-date PoCUS skills into daily clinical practice as the “21st-Century Stethoscope.”
- Improve management of the critical patient or patient in shock.
- Diagnose acute respiratory complications of regional anesthesia such as pneumothorax and diaphragmatic paresis.
- Evaluate for patients with interstitial syndrome or pleural effusions.
- Manage challenging airway patients.
- Assess and diagnose patients with cardiopulmonary changes such as hypotension, hypoxia, and shock.
- Assess NPO status of patients.
- Assess for intra-abdominal fluid and abdominal compartment syndrome via the Focused Assessment with Sonography for Trauma (FAST) exam.
- Utilize a variety of cutting-edge Point-of-Care Ultrasound machines.
- Discuss how PoCUS can add value to your practice in the setting of the Affordable Care Act and Perioperative Surgical Home (PSH) model.

## Target audience

The course is designed for the physician learner wanting to gain a comprehensive understanding of perioperative point-of-care ultrasound applications including identification of clinical questions to be answered, technical performance aspects, and interpretation of results. The course is designed for anesthesiologists, hospitalists, intensivists, and those practicing emergency medicine.

# Top 5 Course Essentials

# 1

## Location

Omni San Diego Hotel  
675 L Street  
San Diego, California 92101  
Tel: 1.619.231.6664  
www.omnihotels.com

The ASRA course will take place in the Gallery meeting room located across the street directly opposite the lobby.

# 2

## eLearning and Presentations

Materials are available to participants prior to, during, and after the course, up to one year, for educational purposes only. Access to particular content is provided based on registration and is password protected. Distribution is limited and none of the materials should be further distributed or reproduced.

- **eLearning:** See page 12 for details on available modules and access codes.
- **Presentations:** Visit the [ASRA website](#) and use password **ASRAPoCUS17** when prompted.

# 3

## Evaluations and CME Certificates

Your opinion matters! Evaluate sessions and faculty and obtain your CME certificate by accessing the online system before **March 13th** at [www.surveymonkey.com/r/ASRAPoCUS17](http://www.surveymonkey.com/r/ASRAPoCUS17). See pp. 16-17 for more information on CME credits and certificates.

# 4

## Basic FATE Certification

Participants completing the mandatory eLearning and attending the entire weekend course will also earn Basic Focus Assessed Transthoracic Echocardiography (FATE) certification; an internationally endorsed format with a 25-year track record and over 400 completed courses. Basic FATE certificates will be issued as follows.

- **eLearning Completed Prior to Course:** Certificates Issued at Registration Desk, Sunday, February 26 at 12:45 pm.
- **eLearning NOT Completed Prior to Course:** Certificates Mailed through March 13, 2017 (*additional \$100 fee applies*)

For those failing to complete the mandatory eLearning prior to the course, a two-week extension will be provided to do so. Once the eLearning is completed, please send an email to [asrameetings@asra.com](mailto:asrameetings@asra.com) to request your Basic FATE certificate. An administrative and certification late fee of \$100 will be charged. Basic FATE certificates will not be issued after March 13.

# 5

## Attendance Policies

**Attendee cancellation and refunds:** Registration fees are refundable, minus a \$100 processing fee, if cancellation is received in writing no later than three (3) weeks prior to the event commencement. After this date, under no circumstances will refunds or credits be granted.

**Attendee substitutions:** Attendee substitutions are allowed if notification is made in writing no later than three (3) weeks prior to the event commencement. A \$100 processing fee will be charged. After this date, under no circumstances will substitutions be granted.

**Attendee no-shows:** No refunds or credits will be given to "no shows."

**Attendee guests/accompanying persons:** All event activities (including educational sessions, meal functions, exhibit hall, etc.) are exclusively reserved for registered attendees. Non-registered guests (including children, family members, colleagues, etc.) are not allowed in the event areas. Badges provided at registration are required for entrance into all functions and will be strictly enforced. Guests may be invited to attend social events or meal functions that are clearly separated from the CME portions of the activity. In which case, a separate fee will be charged to cover guest participation and a ticket issued. See event registration fees for details.

**Photography and recording privileges:** ASRA reserves exclusive rights to photograph and/or record (audio and video) all event proceedings and participants for use in marketing materials, presentations, and course content reproductions (online or other). Photography and/or recording by individuals is not permitted in the scientific, educational, and business meetings during any ASRA event, unless specifically pre-authorized by ASRA. Individuals granted such privileges shall be properly registered at the event and issued the proper proof of privileges (press badge or other).

**ASRA modification or cancellation:** ASRA reserves the right to modify the event's schedule or program, as necessary. ASRA also reserves the right to cancel this event, in which case a full refund of the registration fee will be provided. ASRA is unable to refund any attendee expenses (flight, hotel, etc.) in the case of ASRA cancellation.

**Mailing list and attendee contact information:** ASRA provides an attendee mailing list containing name, degree, title, organization, and mailing address to industry partners and fellow attendees; email addresses and telephone numbers are not provided. Attendees may opt out of this list when registering.

**Liability and insurance:** The American Society of Regional Anesthesia and Pain Medicine and meeting organizers cannot accept liability for personal accidents or loss of or damage to private property of participants, either during or indirectly arising from the Introduction to Perioperative Point-of-Care Ultrasound course. Participants are advised to take out their own personal health and travel insurance for their trip.

**Americans with Disabilities Act (ADA):** ASRA fully complies with the legal requirements of the ADA and the rules and regulations thereof. If any participant in this educational activity has a special need, please contact us at:

American Society of Regional Anesthesia and Pain Medicine  
Four Penn Center West, Suite 401, Pittsburgh, PA 15276  
asrameetings@asra.com  
Toll-free in USA: 855.795.ASRA  
Tel: 412.471.2718

# ASRA Leadership

## Leadership

**President:** Oscar A. de Leon-Casasola, MD  
**President-Elect:** Asokumar Buvanendran, MD  
**Treasurer:** Eugene Viscusi, MD  
**Immediate Past President:** Joseph M. Neal, MD  
**Executive Director:** Angie Stengel, MS, CAE  
**Directors:**  
Steven Cohen, MD  
Edward R. Mariano, MD, MAS  
Colin J.L. McCartney, MBChB, FRCA, FRCPC  
Samer Narouze, MD, PhD  
Anahi Perlas, MD, FRCPC  
David Provenzano, MD  
Brian Sites, MD

## Committee on Continuing Medical Education

Terese Horlocker, MD, Chair  
Daniel Warren, MD, Vice Chair  
Sandra Kopp, MD  
Carlos Pino, MD  
Ellen W.K. Rosenquist, MD  
Brian Sites, MD  
Oscar de Leon-Casasola, MD (ex-officio)

## Scientific/Education Planning Committee

Jan Boublik, MD, PhD  
Stephen Haskins, MD  
Anahi Perlas, MD, FRCPC

# Course Faculty



**Jan Boublik, MD, PhD**, is an assistant professor of anesthesiology at Stanford University. He graduated from medical school and received a PhD in bioengineering from Medizinische Hochschule Hannover, Germany, including two years as a visiting scientist at the Massachusetts Institute of Technology, Division of Health Sciences and Technology. He completed his residency at Brigham and Women's Hospital. His research interests include point-of-care ultrasonography (PoCUS), functional outcomes after surgery, innovative technologies, and techniques in anesthesia. He currently serves on the ASRA Membership Committee and chairs the Perioperative Point-of-Care Ultrasound Special Interest Group.



**Carlos Brun, MD**, is an attending anesthesiologist and intensivist at the Veterans Affairs Palo Alto (VAPA) Health Care System. In addition to clinical duties, he acts as co-director of the Medical Surgical Intensive Care Unit at the VAPA and is the associate program director of the combined Internal Medicine/Anesthesia Residency at Stanford. He truly enjoys the learning process as he held and maintains boards in internal medicine and critical care medicine prior to certifying in anesthesia in 2011. As an affiliated clinical assistant professor, Carlos regularly teaches a variety of learners across multiple disciplines including medical students, RNs, RNPs, residents, and fellows from internal medicine, anesthesia, and surgery services. Stanford's Internal Medicine and Anesthesiology departments have both named him Teacher of the Year. One of Carlos's passions is to share ultrasonography training at the bedside to improve care of patients and to stimulate clinical discussion.





**Vincent W.S. Chan, MD, FRCPC, FRCA**, is a professor of anesthesia at the University of Toronto. He served as president of ASRA from 2009 to 2011. He was awarded the Gold Medal Award by the Canadian Anesthesiologists' Society in 2009, the International Anesthesia Research Society Teaching Recognition Award for Achievement in Education in 2011, and Distinguished Service Award from ESRA (Spain) in 2013. He received ASRA's Gaston Labat Award in 2016 and will be presented the Distinguished Service Award at the 42nd Annual Regional Anesthesiology and Acute Pain Medicine Meeting in April 2017.



**R. Eliot Fagley, MD**, is a cardiac anesthesiologist and intensivist at Virginia Mason Medical Center in Seattle, WA, where he is responsible for teaching perioperative ultrasound to the residents and faculty. He is a grizzled and somewhat surly veteran of workshops sponsored by the American Society of Anesthesiologists, Society of Critical Care Medicine, and Society of Critical Care Anesthesiologists.



**Sean Garvin, MD**, is board certified in anesthesiology, critical care medicine, and perioperative transesophageal echocardiography. After completing residency at Weill Cornell Medical College, Dr. Garvin went on to complete fellowships in critical care and cardiothoracic anesthesia at Brigham and Women's Hospital. Dr. Garvin currently serves as the medical director of the Orthopedic Special Care Unit at the Hospital for Special Surgery in New York, NY, and has been involved in numerous perioperative cardiac ultrasound research projects and educational conferences.



**James Stewart Green, MBBS, FRCA**, is a clinical assistant professor at the University of Alberta Hospital in Edmonton, AB, Canada. Dr. Green completed medical school and postgraduate training in anesthesia at Newcastle-u-Tyne and Glasgow in the United Kingdom before receiving his fellowship training in regional anesthesia under the guidance of Ban Tsui at the University of Alberta. Dr. Green is currently practicing as a clinical anesthetist at the University of Alberta Hospital, with specialist clinical interests in regional anesthesia and neuroanesthesia. Research interests include anesthesia and cancer survival, regional anesthesia, and ultrasound of the head and neck.



**Carrie R. Guheen, MD**, is a board-certified anesthesiologist, who completed her residency at Weill Cornell Medical College, where she served as chief resident in her final year. Upon completing her residency, she spent one year as a regional anesthesia and acute pain medicine fellow at the Hospital for Special Surgery in New York, NY. During Dr. Guheen's fellowship, she worked on a number of educational initiatives. As an attending anesthesiologist, she continues to be very involved in resident and fellow education both at HSS and at national meetings throughout the year. She is a member of the department's dedicated Spine Team.



**Stephen Haskins, MD**, is a regional anesthesiologist trained at the Hospital for Special Surgery in New York, NY. During his fellowship, Dr. Haskins developed an interest in PoCUS, specifically focused cardiac, lung, and abdominal ultrasound.



**Nadia Hernandez, MD**, completed her anesthesiology residency at the Icahn School of Medicine at Mount Sinai Health System in New York, NY, followed by fellowship training in regional anesthesia and acute pain medicine. She moved back home to Texas where she serves as an assistant professor of anesthesiology at the University of Texas (UT) at Houston McGovern School of Medicine. After one year, Dr. Hernandez revamped the regional anesthesiology fellowship and was promoted to director of regional anesthesiology at UT Houston as well as program chair of the Regional Anesthesia and Perioperative Ultrasound Fellowship. She is one of the co-founding members of the ASRA Perioperative Point-of-Care Ultrasound Special Interest Group.



**Richelle Kruisselbrink, MD**, is a member of the department of anesthesia at Toronto Western Hospital in Toronto, ON, Canada. Her clinical and research interests include regional anesthesia and the perioperative applications of PoCUS. Richelle recently obtained “Testamur” status at the National Board of Echocardiography by successfully completing the Examination of Special Competence in Adult Echocardiography. She is very active in education both in Toronto and internationally.



**Jemiel Nejim, MD**, is a board-certified anesthesiologist who specializes in critical care medicine. He trained entirely on the West Coast, and, upon completion of his training at the University of California, San Francisco (UCSF), he attended in the operating rooms at UCSF Medical Center. Being a California explant, Dr. Nejim exudes calm even when faced with challenging situations. Dr. Nejim’s main interests include echocardiography and the use of ultrasound in acute situations.



**Peter Neuburger, MD**, is an assistant professor of anesthesiology in the Division of Cardiothoracic Anesthesiology at NYU Langone Medical Center in New York NY. He is a proponent of minimally invasive anesthesia for minimally invasive cardiac anesthesia. His research involves the use of paravertebral blocks for robotic mitral valve repair and transcatheter aortic valve replacement performed with sedation, regional anesthesia, and transesophageal echocardiography. Dr. Neuburger is certified in Advanced Perioperative Transesophageal Echocardiography, has completed Advanced Focus Assessed Transthoracic Echocardiography (FATE) training, and has served as an instructor for Basic FATE courses.




**Oliver Panzer, MD**, is an assistant professor of anesthesiology at Columbia University Medical Center (CUMC) in New York, NY. After completing his critical care fellowship at CUMC, Dr. Panzer joined the faculty in the Divisions of Regional Anesthesia and Critical Care in 2006. Early on, he was fascinated by the impact of perioperative ultrasound on clinical practice. He created and led perioperative ultrasound workshops and lectures for multiple classes of residents and critical care fellows at CUMC. Dr. Panzer became the director of Perioperative Ultrasonography in the department in 2010, and he leads the departmental Perioperative Ultrasound Curriculum

Committee. He has taught courses nationally at American Society of Anesthesiologists meetings since 2010, Post-Graduate Assembly meetings in New York since 2014, and FATE courses since 2016.



**Anahi Perlas, MD, FRCPC**, completed anesthesia and regional anesthesia training at the University of Toronto in Toronto, ON, Canada. She is currently an associate professor in the Department of Anesthesia at the University of Toronto and holds a clinical appointment at the Toronto Western Hospital where she is director of the Clinical Regional Anesthesia Program. Her research interests relate to innovative applications of ultrasound in the perioperative period with a special focus on regional anesthesia applications and evaluation of gastric content for aspiration risk assessment. She has obtained several peer-reviewed grants and has published more than 40 peer-reviewed articles, along with several book chapters and editorials. She is associate editor of the journal *Regional Anesthesia and Pain Medicine* and guest editor of several other peer-reviewed journals.



**Davinder Ramsingh, MD**, is a cardiac anesthesiologist who recently joined Loma Linda University Department of Anesthesiology as director of Clinical Research and Perioperative Ultrasound. Dr. Ramsingh and colleagues developed an innovative teaching program for anesthesiology residents to apply whole-body PoCUS, coined FORESIGHT (Focused periOperative Risk Evaluation Sonography Involving Gastro-abdominal Hemodynamic and Transthoracic ultrasound). Dr Ramsingh focuses his academic efforts on teaching and evaluating the utility of PoCUS for improving perioperative care.



**Pranav Shah, MD**, is an assistant professor in the Department of Anesthesiology at the Virginia Commonwealth University Health System in Richmond, VA. He is a cardiothoracic anesthesiologist and intensivist. His interest is the use of PoCUS in the intensive care units as part of the evaluation for shock and respiratory failure.





**Erik Sloth, MD, PhD**, is a professor of PoCUS. He has authored 150 papers, mainly on hemodynamics and focused transthoracic echocardiogram. Dr. Sloth developed the FATE-protocol (Focus Assessed Transthoracic Echo) almost 30 years ago, recognizing him as the founder of point-of-care cardiac-pulmonary ultrasound. He has developed a unique learning concept, based on pre-course e-learning and systematic and comprehensive hands-on training. His innovative ideas, including the belief that all critical care physicians should learn FATE, is becoming reality.



**Christopher Tanaka, MD**, is an adult cardiothoracic anesthesiologist and a National Board of Echocardiography Diplomate-Examination of Advanced Perioperative Transesophageal Echocardiography (PTEeXAM) and Testamur Examination of Special Competence in Adult Echocardiography (ASCeXAM). His clinical research interests include transthoracic echocardiogram (TTE) education and the perioperative use of TTE.

# Disclosure and Resolution of Personal Conflicts of Interest

In accordance with the ACCME's Standards for Commercial Support and related policies, ASRA is committed to ensuring balance, independence, objectivity, and scientific rigor in its CME/CPD activities. Those in control of the educational content disclose all relevant relationships (financial or other) with any commercial interest that they or their spouse/partner have had within the past 12 months. If an individual refuses to disclose, he or she is disqualified from participating. Disclosure information is evaluated, and conflicts of interest resolved. Disclosure is made to participants prior to the activity. Participants are asked to evaluate the objectivity and independence. Off-label or investigational use of a therapeutic product is also disclosed.

Last Name	First Name	Role	COI	Honoraria / Expenses	Consulting / Advisory Board	Speakers Bureau
ASRA Administrative Team		Society, CME, and Meeting Management	No			
Bendtsen	Thomas	Curriculum Author	No			
Boublik	Jan	Faculty, Planning Committee	Yes		Pacira Pharmaceuticals	
Brun	Carlos	Associate Faculty	No			
Buvanendran	Asokumar	Board of Directors	Yes		Hospira, Medronics, St. Jude Medical, Halyard	
Chan	Vincent	Faculty	Yes		Philips Healthcare, Smiths Medical	
Cohen	Steven	Board of Directors	Yes		Halyard, St Jude, Medtronic, Semnur	
de Leon-Casasola	Oscar	Board of Directors	Yes		Esteve Pharma	
Fagley	R. Eliot	Associate Faculty	Yes			
Garvin	Sean	Associate Faculty	No			
Green	James	Faculty	No			
Guheen	Carrie	Faculty	No			
Haskins	Stephen	Faculty, Planning Committee	No			
Hernandez	Nadia	Associate Faculty	No			
Horlocker	Terese	CME Committee	No			
Knudsen	Lars	Curriculum Author	Yes			
Kopp	Sandra	CME Committee	No			
Kruisselbrink	Richelle	Associate Faculty	No			
Mariano	Edward	Board of Directors	Yes			
McCartney	Colin	Board of Directors	Yes		Teleflex Medical	
Narouze	Samer	Board of Directors	Yes		St. Jude Medical	
Neal	Joseph	Board of Directors	No			
Nejim	Jamiel	Associate Faculty	No			
Neuberger	Peter	Associate Faculty	Yes		Medtronic Corevalve	
Panzer	Oliver	Associate Faculty	No			
Perlas	Anahi	Faculty, Planning Committee, Curriculum Author, Board of Directors	No			
Pino	Carlos	CME Committee	No			
Provenzano	David	Board of Directors	Yes		Medtronic, St Jude, Trevena, Halyard	
Ramsingh	Davinder	Faculty	Yes	Edwards Lifesciences	Edwards Lifesciences	
Rosenquist	Ellen	CME Committee	Yes		EMMI	
Shah	Pranav	Associate Faculty	No			
Sites	Brian	CME Committee, Board of Directors	No			
Sloth	Erik	Faculty, Curriculum Author	Yes	BK Medical, GE Healthcare, Santax Medical	GE Healthcare, Eyelife	
Tanaka	Christopher	Associate Faculty	No			
Viscusi	Eugene	Board of Directors	Yes	AcelRx, Cadence/Mallinckrodt, Cubist, Pacira, Salix	Cubist, Pacira, Salix, Mallinckrodt, Trevena	Mallinckrodt, Cubist, Salix
Warren	Daniel	CME Committee	No			

# Disclosure and Resolution of Personal Conflicts of Interest

*(continued)*

Last Name	Funded Research (Institution)	Royalties / Patent	Stock Options	Owner / Equity Position	Employee	Other	Off-Label Usage
ASRA Administrative Team							
Bendtsen							No
Boublik			(spouse) Pfizer, Genentech		(spouse) Genentech		No
Brun							No
Buvanendran	NIH, Pfizer, Halyard						No
Chan	UHN AMO grant						No
Cohen							No
de Leon-Casasola		Elsevier					No
Fagley			VICIS (football helmet development and manufacturing)				No
Garvin							No
Green							No
Guheen							No
Haskins							No
Hernandez							No
Horlocker							No
Knudsen		co-owner of 2 patents on ultrasound drapes		co-owner usabcd ltd. producing e-learning			No
Kopp							No
Kruisselbrink							No
Mariano						Halyard, B Braun: educational funding to institution	No
McCartney							No
Narouze	Medtronic						No
Neal							No
Nejim							No
Neuberger							No
Panzer							No
Perlas							No
Pino							No
Provenzano							No
Ramsingh	General Electric						No
Rosenquist		UptoDate		Kure			No
Shah							No
Sites							No
Sloth		2 patents on ultrasound drapes		Co-owner of usabcd ltd., producing elearning			No
Tanaka							No
Viscusi	AcelRx, Cumberland, Pacira						No
Warren							No

# eLearning Course Curriculum

The following eLearning modules are provided by joint educational provider [USabcd](#) and are an integral part of the program. Modules will be available to all registered attendees for one year after the course.

1. Airway Ultrasound
2. Basic Lung Ultrasound
3. Ultrasound Assessment of Gastric Content
4. Focused Assessment with Sonography for Trauma (FAST)
5. Basic Focus Assessed Transthoracic Echocardiography (FATE)
- Optional: Basic Ultrasound Physics

## Accessing the eLearning

1. Visit <http://usabcd.org/>
2. Click "Create Account" if this is your first visit.
3. Login if you already have an account.
4. Click on blue button in the top right "Proceed to eLearning and Courses."  
Note: it can take several minutes after creating your account for the button to be appear.
5. Click on the "Optional Registration by Code."
6. Submit the registration code: **USABCD-XXXX-161214-105941**
7. Verify all courses are included (see list above, you will be notified when the airway module is available).
8. Click "Register Courses and Associated eLearning."
9. Click on the tab "Active eLearning Courses" to ensure all courses appear.

## Support and Questions

Visit [www.usabcd.org](http://www.usabcd.org) for helpful FAQ. For technical support, please contact USabcd Course Coordinator Anja Mu-siat at [am@usabcd.org](mailto:am@usabcd.org). Replies will be provided within 24-36 hours over business days.

## About USabcd

USabcd was founded in 2010 by Erik Sloth, MD, PhD, DMSc, Professor of Point-Of-Care Ultrasound; Lars Knudsen, MD, PhD; and Thomas Fichtner Bendtsen, MD, PhD, research anesthetist - all from Aarhus University Hospital, Denmark. **Their vision?** Global dissemination of point-of-care ultrasound as a universal tool to improve the quality of acute, critical, and perioperative patient care. **Their method?** The unique USabcd learning concept that combines eLearning with focused, structured, and comprehensive 1- to 2-day workshops of hands-on training for maximum learning outcomes. Courses based on this concept are now run all over the world.



## Saturday, February 25, 2017 (9.5 credits)

7:00 am Registration and Breakfast

7:30 am Welcome and Introduction

Jan Boublik, MD

### Airway, Lung, Gastric, Focused Assessment with Sonography for Trauma (FAST) Ultrasound

#### Pre-Course eLearning ([www.USabcd.org](http://www.USabcd.org))

Airway Ultrasound

Basic Lung Ultrasound

Ultrasound Assessment of Gastric Content

Focused Assessment with Sonography for Trauma (FAST)

#### Lectures

7:45 am Airway: Blocks, Diagnostics for ETT/LMA

James Green, MD

8:15 am Lung: PTX and Interstitial Syndrome

Vincent Chan, MD

8:45 am Gastric and FAST

Stephen Haskins, MD

Anahi Perlas, MD

9:15 am Panel Discussion and Q&A

9:30 am Break

#### Hands-On

9:45 am Concurrent Stations: 1-4. Airway  
5-8. Lung  
9-12. Gastric and FAST

10:45 am Rotate to Next Station

11:45 am Lunch

12:30 pm Rotate to Next Station

Lunch will be served on the Palm Terrace  
(6th floor pool deck; access from the  
lobby via the escalators or elevator)

#### Review

1:30 pm Panel Discussion and Q&A

### Focused Cardiac Ultrasound\*eLearning applies to all cardiac sessions

#### Pre-Course eLearning ([www.USabcd.org](http://www.USabcd.org))

Basic Focus Assessed Transthoracic Echocardiography (FATE) ([www.USabcd.org](http://www.USabcd.org))

#### Lecture

1:45 pm Standard Cardiac Views and Inferior Vena Cava Imaging (IVC)

Erik Sloth, MD

#### Hands-On

2:15 pm Concurrent Stations: Standard Cardiac Views and IVC Imaging

3:45 pm Break

#### Lecture

4:00 pm M-Mode in the Apical 4-Chamber View: Global Ventricular Function Assessment

Jan Boublik, MD

#### Hands-On

4:15 pm Concurrent Stations: Repeat Standard Cardiac Views with Global Ventricular Function Assessment

#### Review

5:45 pm Q&A and Closing Remarks

6:00 pm Free Scanning with Faculty (optional)

6:30 pm Adjournment



# Sunday, February 26, 2017 (5 credits)

8:00 am Registration and Breakfast

## Focused Cardiac Ultrasound (continued)\*eLearning applies to all cardiac sessions

### Pre-Course eLearning ([www.USabcd.org](http://www.USabcd.org))

Basic Focus Assessed Transthoracic Echocardiography (FATE)

#### Lecture

8:30 am M-Mode in the Parasternal Long Axis View: Fractional Shortening, Mitral Septal Separation, and Aortic/Left Atrial Diameter  
Stephen Haskins, MD

#### Hands-On

8:45 am Concurrent Stations: Fractional Shortening, Mitral Septal Separation, and Aortic/Left Atrial Diameter

10:30 am Break

#### Lecture

10:45 am Clinical Scenarios and Basic Focus Assessed Transthoracic Echocardiography (FATE) Certification  
Erik Sloth, MD

#### Hands-On

11:00 pm Concurrent Stations: Application of Focused Cardiac Ultrasound in the "Real World" and Basic FATE Certification

- Presentation of a clinical scenario requiring a focused cardiac ultrasound exam
- One participant in each group performs a Basic FATE exam and is given 9 minutes (90 seconds per view) to perform and record their best images
- That participant receives feedback (2-3 minutes) on image quality and how to better optimize views
- The clinical scenario is revisited with a diagnosis and real-life ultrasound images of pathology
- There are a total of 5 clinical scenarios/rotations, allowing each participant to be tested

#### Review and Certification

12:30 pm Q&A, Closing Remarks, and Basic FATE Certificate Issuance (must be present to be certified)

12:45 pm Free Scanning with Faculty (optional)

1:45 pm Final Adjournment

## Group Rotations to Hands-On Stations 1-12

Attendees will be placed in groups numbered 1-12 (indicated on name badge), with 5 participants in each group. Groups rotate to a different station during each hands-on session, offering participants the opportunity to scan different models, work with different faculty, and use multiple point-of-care ultrasound machines, all of which add to the learning experience!

Group Number	Sat, 9:45 airway, lung, gastric/FAST	Sat, 10:45 airway, lung, gastric/FAST	Sat, 12:30 airway, lung, gastric/FAST
Group 1	1 (airway)	5 (lung)	9 (gastric/FAST)
Group 2	2 (airway)	6 (lung)	10 (gastric/FAST)
Group 3	3 (airway)	7 (lung)	11 (gastric/FAST)
Group 4	4 (airway)	8 (lung)	12 (gastric/FAST)
Group 5	5 (lung)	9 (gastric/FAST)	1 (airway)
Group 6	6 (lung)	10 (gastric/FAST)	2 (airway)
Group 7	7 (lung)	11 (gastric/FAST)	3 (airway)
Group 8	8 (lung)	12 (gastric/FAST)	4 (airway)
Group 9	9 (gastric/FAST)	1 (airway)	5 (lung)
Group 10	10 (gastric/FAST)	2 (airway)	6 (lung)
Group 11	11 (gastric/FAST)	3 (airway)	7 (lung)
Group 12	12 (gastric/FAST)	4 (airway)	8 (lung)

Group Number	Sat, 2:15 FATE standard cardiac, IVC	Sat, 4:15 FATE standard cardiac, IVC	Sun, 8:45 FATE cardiac, multiple	Sun, 11:00 FATE cardiac "real world", exam
Group 1	Station 1	Station 2	Station 3	Station 4
Group 2	Station 2	Station 3	Station 4	Station 5
Group 3	Station 3	Station 4	Station 5	Station 6
Group 4	Station 4	Station 5	Station 6	Station 7
Group 5	Station 5	Station 6	Station 7	Station 8
Group 6	Station 6	Station 7	Station 8	Station 9
Group 7	Station 7	Station 8	Station 9	Station 10
Group 8	Station 8	Station 9	Station 10	Station 11
Group 9	Station 9	Station 10	Station 11	Station 12
Group 10	Station 10	Station 11	Station 12	Station 1
Group 11	Station 11	Station 12	Station 1	Station 2
Group 12	Station 12	Station 1	Station 2	Station 3

# Continuing Medical Education/Continuing Professional Development

## To receive your CME certificate:

1. Access the online system before **March 13th** by visiting [www.surveymonkey.com/r/ASRAPoCUS17](http://www.surveymonkey.com/r/ASRAPoCUS17).
2. Complete the anonymous online evaluation.
3. Indicate the number of hours you attended (credit will be verified against registration).
4. Your certificate will be sent to the e-mail address provided approximately 3 weeks after submission.
5. Thank you for your feedback!

## Educational objectives

After participating in this educational activity, participants should be able to:

- Integrate up-to-date PoCUS skills into daily clinical practice as the “21st-Century Stethoscope.”
- Improve management of the critical patient or patient in shock.
- Diagnose acute respiratory complications of regional anesthesia such as pneumothorax and diaphragmatic paresis.
- Evaluate for patients with interstitial syndrome or pleural effusions.
- Manage challenging airway patients.
- Assess and diagnose patients with cardiopulmonary changes such as hypotension, hypoxia and shock.
- Assess NPO status of patients.
- Assess for intra-abdominal fluid and abdominal compartment syndrome via the Focused Assessment with Sonography for Trauma (FAST) exam.
- Utilize a variety of cutting-edge Point-of-Care Ultrasound machines.
- Discuss how PoCUS can add value to your practice in the setting of the Affordable Care Act and Perioperative Surgical Home (PSH) model.

## Target audience

The course is designed for the physician learner wanting to gain a comprehensive understanding of perioperative point-of-care ultrasound applications including identification of clinical questions to be answered, technical performance aspects, and interpretation of results. The course is designed for anesthesiologists, hospitalists, intensivists, and those practicing emergency medicine.

## Accreditation and credit designation statements

Credits by Day	Maximum
Pre-Course eLearning	15
Saturday	9.5
Sunday	5
<b>Total Credits:</b>	<b>29.5</b>

This activity has been planned and implemented in accordance with the accreditation requirements and policies of the Accreditation Council for Continuing Medical Education (ACCME) through the joint providership of the American Society of Regional Anesthesia and Pain Medicine and Ultrasound of Airway, Breathing, Circulation and Dolor (USabcd). The American Society of Regional Anesthesia and Pain Medicine is accredited by the ACCME to provide continuing medical education for physicians.



The American Society of Regional Anesthesia and Pain Medicine designates this live activity for a maximum of 29.5 *AMA PRA Category 1 Credits™*. Physicians should claim only the credit commensurate with the extent of their participation in the activity.



## The American Board of Anesthesiology® MOCA®

ASRA is an ABA-approved provider and, as a service to ASRA members and participants, CME credits are reported to the ABA. Participants must include their correctly formatted ABA ID number (3456-7890) during the online evaluation and credit claim process available at the conclusion of the activity. Once the online evaluation and credit claim process is closed, certificates will be issued and credits reported to the ABA. After this time, participants may request their CME certificate by contacting [asrameetings@asra.com](mailto:asrameetings@asra.com), but ASRA will no longer report credits to the ABA, which will then be the individual participant's responsibility.

## International credits

**Royal College of Physicians and Surgeons of Canada:** The Royal College of Physicians and Surgeons of Canada has agreements based on the mutual recognition of credit points with the American Medical Association for live educational events. You may submit your CME certificate directly for credit recognition of this accredited group learning activity (Section 1) as defined by the Maintenance of Certification program of The Royal College of Physicians and Surgeons of Canada. For more information, visit [www.royalcollege.ca](http://www.royalcollege.ca)

**European Accreditation Council for Continuing Medical Education (UEMS-EACCME):** The UEMS-EACCME has agreements based on the mutual recognition of credit points with the American Medical Association for live educational events. Each medical specialist should claim only those hours of credit that he/she actually spent in the educational activity. The EACCME is an institution of the European Union of Medical Specialists (UEMS): [www.uems.net](http://www.uems.net)

## Commercial support disclosure

This course is supported, in part, by educational grants and in-kind support from industry. All support is managed in strict accordance with the ACCME's Standards for Commercial Support. Appropriate acknowledgement of all supporting organizations is made to participants prior to the educational activity in the program guide, on the event website, and with signage during the meeting.

ASRA thanks the following companies  
for their generous support.

---

### Grants

---

FUJIFILM SonoSite  
GE Healthcare

---

### Durable Equipment

---

Edan Instruments  
FUJIFILM SonoSite  
GE Healthcare  
Konica Minolta  
Whale Imaging

# Guidelines Regarding Industry Representative Participation and In-Kind Support

## Industry Support

This course is supported, in part, by educational grants and in-kind contributions from industry. All support is managed in strict accordance with the ACCME's Standards for Commercial Support. Appropriate acknowledgment of all supporting organizations is made to participants prior to the educational activity in the program guide, on the event website, and with signage during the meeting. View the guidelines for company representative and in-kind support.

## Disclosure

Attendees may view the full list of supporting companies in the printed program guide and activity website.

## Industry Representative/Technician Participation

In addition to the in-kind support provided, ASRA has requested that technicians from multiple supporting companies be present to demonstrate the operational aspects and proper functioning of the devices only.

## Strict Compliance with the ACCME's Accreditation Criteria and Standards for Commercial Support

1. ASRA is responsible for all decisions regarding the educational elements (planning, content, faculty selection, presentation, evaluation, etc.). Industry representatives in no way influence any portion of the CME activity; including how the in-kind support will be used or allocated to the educational sessions.
2. Industry employees shall be easily identifiable by their company and meeting badges.
3. The industry representative shall only contribute technical information about the use of the equipment.
4. The industry representative shall NOT expand their input into areas of clinical medicine, such as:
  - a. No indications for use
  - b. No comparisons between competing products
  - c. No comparisons between the device, invasive surgery, and/or medical treatment.
5. ASRA's faculty and staff provide strict supervision to ensure proper professional behavior by industry representatives.
6. ASRA reserves the right to physically limit the technician's access to the educational setting; requesting the technician's participation only when questions arise or further assistance is needed.

## Attendee Feedback

Attendees are encouraged to communicate any concerns of commercial influence or bias directly to faculty, staff members at the registration desk, and via the online evaluation.





American Society of Regional Anesthesia and Pain Medicine  
Advancing the Science and Practice of Regional Anesthesia and Pain Medicine

# ASRA



## 42nd Annual Regional Anesthesiology & Acute Pain Medicine Meeting

April 6-8, 2017 | Marriott Marquis, San Francisco, California

#ASRASpring17



### New in 2017: ASRA's Practice Management Portfolio!

Attend this series of sessions focused on critical practice management issues, and receive a certificate of completion demonstrating your specialized education. Learn more at [www.asra.com/RA17-PMP](http://www.asra.com/RA17-PMP).

[www.asra.com](http://www.asra.com)



# 42nd Annual Regional Anesthesiology & Acute Pain Medicine Meeting

April 6-8, 2017 | Marriott Marquis  
San Francisco, California

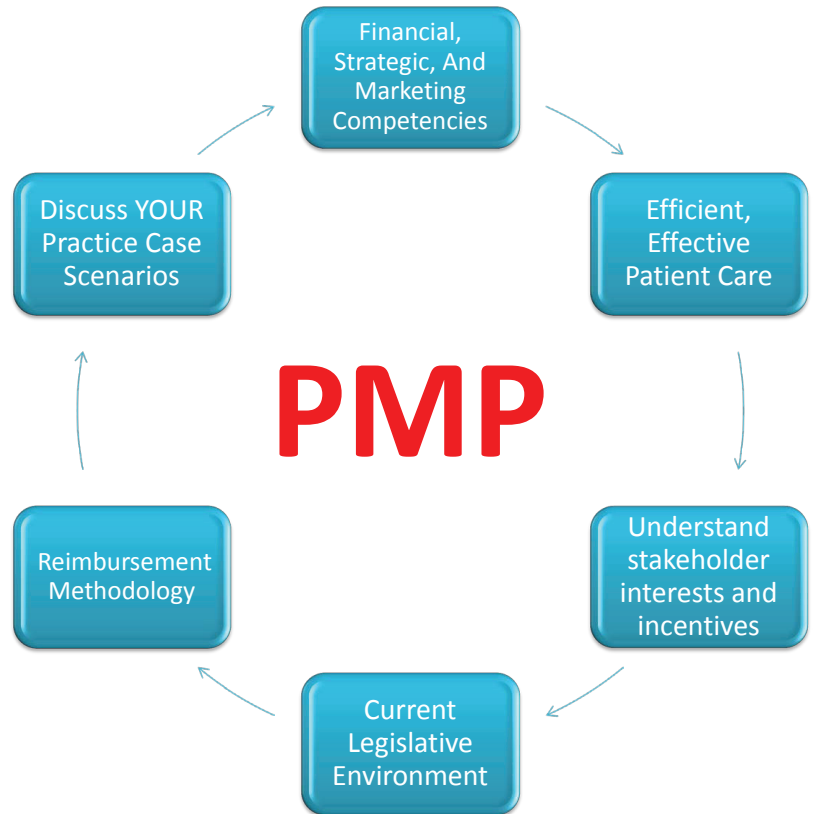
#ASRA Spring17



## Practice Management Portfolio

### Participants will learn how to:

- Assess the essential financial, accounting, strategic, and marketing competencies to provide the most efficient and effective patient care.
- Align stakeholder interests and incentives within their healthcare system.
- Evaluate the current legislative environment and impact of the planned implementation phase contributing to major transformations in the reimbursement methodology.
- Discuss practice case scenarios facilitating rapid implementation of all techniques into practice.



To receive the Practice Management Portfolio (PMP) certificate of completion, participants must register for the PMP and attend the following sessions at ASRA's 42nd Annual Regional Anesthesiology and Acute Pain Medicine Meeting, April 6-8, 2017, in San Francisco, CA:

### Interactive Sessions (both required)

- **IS-01: Practice Management Case Scenarios 1**
  - Real Practice Scenario Simulator Session
  - Feasibility of a Joint Program in Your Practice
  - Feasibility of a Comprehensive Pain Management Program in Your Healthcare System
  - What is Your Current Leverage in Negotiating Bundle Payments?
- **IS-02: Practice Management Case Scenarios 2**
  - Alternative Sources of Revenue in a Healthcare System
  - Assessing the Merits of a Hospital-Proposed Shared Risk Program
  - Determining Acute Pain Service Costs and Revenues


### Problem-Based Learning Discussions (choose one)

- PBLD-23: Strategies to Leverage Your Value within the Healthcare System
- PBLD-24: Key Aspects of Alternative Payment Models
- PBLD-25: Effective Strategies for a State-of-the-Art Acute Pain Service
- PBLD-26: Complexity and Implementation Options for Patient Protection and Affordable Care Act

### Parallel Sessions (choose one, may attend both)

- PS-3b: Practice Management Portfolio Part 1: Law, Marketing, and Strategy
- PS-4b: Practice Management Portfolio Part 2: Finance

### Physician Leads



Alexandru Visan,  
MD, MBA

Andres Missair, MD

The cost is just \$110.  
Register early, as space is limited.

Learn more at  
[www.asra.com/RA17-PMP](http://www.asra.com/RA17-PMP)