



American Society of Regional Anesthesia and Pain Medicine

Advancing the science and practice of regional anesthesia and pain medicine

ASRA



ASRA-ASA Ultrasound-Guided Regional Anesthesia Education Portfolio Cadaver Course

Saturday, November 5—Sunday, November 6, 2016

Northwestern Center for Advanced Surgical Education (N-CASE), Chicago, IL

COURSE GUIDE

Course Overview

This course is a two-day learning opportunity with a strong practical focus delivering information of take-home value that can be put to immediate benefit in clinical practice. During this intensive weekend, each topic is covered with an introductory lecture followed by extensive opportunity for hands-on practice using live models and cadavers. Attendees are supported by expert clinicians who share their knowledge and experience in this interactive, small group learning environment.

Highlights

- Cadaver and live model hands-on and highly interactive educational formats
- Limited to 70 attendees in working groups of maximum 7
- Renowned faculty
- Comprehensive course curriculum
- Satisfies requirements for the ASRA-ASA Ultrasound-Guided Regional Anesthesia (UGRA) Education and Clinical Training Portfolio

Educational objectives

After participating in this educational activity, participants should be able to:

- Discuss the basic principles of ultrasound imaging, equipment, functionality, aseptic technique, and local anesthetic selection for ultrasound-guided regional anesthesia.
- Identify and describe the surface and ultrasound anatomy.
- Apply peripheral nerve block ultrasound scanning and needling techniques.
- Perform peripheral nerve blocks with superior dexterity.
- Assess billing and economic issues related to ultrasound-guided regional anesthesia.
- Fulfill knowledge base and technical skills requirements for the Ultrasound-Guided Regional Anesthesia (UGRA) Education and Clinical Training Portfolio.

Target audience

This course is designed for physician regional anesthesia practitioners currently using or wishing to use ultrasound technology in the administration of regional nerve blocks. The course is designed to meet the varied educational needs from those just starting to use ultrasound guidance in regional anesthesia to the more practiced clinician with a broader experience base.

Top 5 Course Essentials

1

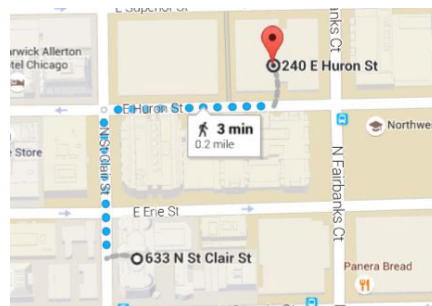
Locations

Educational Sessions

Northwestern Center for Advanced
Surgical Education (NCASE)
240 East Huron Street
Chicago, IL 60611
Tel: 312.503.4034

Recommended Hotel

Hyatt Chicago Magnificent Mile
633 North Saint Clair Street
Chicago, IL 60611
Tel: 312.787.1234



2

NCASE Security Access

Everyone entering the NCASE building must be preregistered; on-site registration is not possible. Attendees must show photo ID on arrival and have a picture taken onsite to receive an access badge. The NCASE building will be accessible beginning at 7 am each morning.

3

Educational Materials and Presentations

Educational support materials are available to learners on the [ASRA website](#) and accessible with the password **ASRACCRA16**. Materials are available to meeting participants prior to, during, and after the meeting (up to one year) for educational purposes only. Access to particular content is provided based on meeting registration and is password protected. Distribution is limited, and none of the materials should be further distributed or reproduced.

4

Evaluations and CME Certificates

Your opinion matters! Evaluate sessions and faculty and obtain your CME certificate by accessing the online system before **November 21st** at www.surveymonkey.com/r/ASRACCRA16. See page 12 for more information on CME credits and certificates.

5

Attendance Policies

- Registration fees are refundable, minus a \$100 processing fee, if cancellation is received in writing no later than three (3) weeks prior to the event commencement. After this date, under no circumstances will refunds or credits be granted.
- Attendee substitutions are allowed if notification is made in writing no later than three (3) weeks prior to the event commencement. A \$100 processing fee will be charged. After this date, under no circumstances will substitutions be granted.
- No refunds or credits will be given to “no shows.”
- All event activities (including educational sessions, meal functions, exhibit hall, etc.) are exclusively reserved for registered attendees. Nonregistered guests (e.g., children, family members, colleagues) are not allowed in event areas. Badges provided at registration are required for entrance into all functions and will be strictly enforced.
- ASRA reserves exclusive rights to photograph and/or record (audio and video) all event proceedings and participants for use in marketing materials, presentations, and course content reproductions (online or other). Photography and/or recording by individuals is not permitted in the scientific, educational, and business meetings during any ASRA event, unless specifically preauthorized by ASRA. Individuals granted such privileges shall be properly registered at the event and issued the proper proof of privileges (press badge or other).
- ASRA reserves the right to modify the event’s schedule or program as necessary. ASRA reserves the right to cancel this event, in which case a full refund of the registration fee will be provided. ASRA is unable to refund any attendee expenses (flight, hotel, etc.) in the case of ASRA cancellation.
- ASRA and meeting organizers accept no liability for personal accidents or loss of or damage to private property of participants, either during or indirectly arising from this workshop. Participants are advised to take out their own personal health and travel insurance for their trip.
- ASRA fully complies with the legal requirements of the Americans with Disabilities Act and the rules and regulations thereof. If any participant in this educational activity has a special need, please contact us at the American Society of Regional Anesthesia and Pain Medicine, Four Penn Center West, Suite 401, Pittsburgh, PA 15276, 855.795.ASRA (toll free in U.S.), 412.471.2718, asrameetings@asra.com.

ASRA Leadership

Leadership

President: Oscar A. de Leon-Casasola, MD
President-Elect: Asokumar Buvanendran, MD
Treasurer: Eugene Viscusi, MD
Immediate Past President: Joseph M. Neal, MD
Executive Director: Angie Stengel, MS, CAE
Directors:
Steven Cohen, MD
Edward R. Mariano, MD, MAS
Colin J.L. McCartney, MBChB, FRCA, FRCPC
Samer Narouze, MD, PhD
Anahi Perlas, MD, FRCPC
David Provenzano, MD
Brian Sites, MD

Committee on Continuing Medical Education

Terese Horlocker, MD, Chair
Daniel Warren, MD, Vice Chair
Sandra Kopp, MD
Carlos Pino, MD
Ellen W.K. Rosenquist, MD
Brian Sites, MD
Oscar de Leon-Casasola, MD (ex-officio)

Scientific/Education Planning Committee


Antoun M. Nader, MD, Northwestern University, Feinberg School of Medicine, Chicago, IL
Timur J.P. Ozelsel, MD, DESA, University of Alberta, Edmonton, Alberta, Canada

Course Faculty



Derek Dillane, MB BCh, FCARCSI

Derek Dillane, MB BCh, FCARCSI, joined the University of Alberta in 2006 where he completed a Clinical and Research Fellowship in regional anesthesia. He is currently an associate professor at the University of Alberta and director of the fellowship program in regional anesthesia and pain medicine. His clinical research interests involve the use of ultrasound in regional anesthesia with a particular focus on education and training techniques. He has taught and led ultrasound-guided regional anesthesia in numerous workshops in the United States and Canada for both ASRA and the Canadian Anesthesiologists' Society (CAS). He is currently the chair of the Regional Anesthesia Section of the CAS.



Carlo Franco, MD

Carlo Franco, MD, is the chairman of Regional Anesthesia at JHS Hospital of Cook County Chicago and professor of Anesthesiology and Anatomy at Rush University Medical Center in Chicago, IL. Dr. Franco received his degree in General Surgery and Anatomy from the University of Valparaiso in Chile. He immigrated to the USA in 1985 and served as visiting professor of Anatomy at the Medical College of Ohio in Toledo, OH, from 1985-86 and 1988-89. Dr. Franco completed his Anesthesiology Residency at Sinai Hospital of Detroit in Detroit, MI, from 1990-94 and was recruited to Cook County Hospital of Chicago (now JHS Hospital of Cook County) by Dr. Alon Winnie in 1994. He has introduced some new anatomy-based nerve block techniques.



Andrew Gray, MD, PhD

Andrew Gray, MD, PhD, is professor of Clinical Anesthesia at the University of California, San Francisco where he directs the regional anesthesia program at San Francisco General Hospital. He has written more than 20 articles on ultrasound guided regional anesthesia, as well as two textbooks, and now pursues investigations on safety with the help of the Carl Koller Research Award from ASRA.



Antoun Nader, MD

Antoun M. Nader, MD, is a professor in the department of anesthesiology and orthopedics at the Feinberg School of Medicine at Northwestern University in Chicago, IL. He is the section chief for regional anesthesia and acute pain management at Northwestern Memorial Hospital and the medical director for acute pain medicine. He is also the fellowship co-director for the adult and pediatric regional anesthesia and acute pain management fellowship at McGaw Medical Center at Northwestern University. Dr Nader is board certified in anesthesiology with a subspecialty certification in pain management. He is a member of the American Society of Anesthesiology, ASRA, and the Association of University Anesthesiologists. With interests in neuroanesthesiology and pain management, he is engaged in numerous activities, including authorship, editorial work, grant review, and lecturing for many societies. During his medical career in pain management, he has authored and coauthored more than 150 original peer-reviewed articles, editorials, reviews, books, commentaries, case reports, and technical notes. He is very involved in the development of Institutional Pathways for regional anesthesia and pain management protocols that have resulted in publications in major anesthesia journals.



Timur Ozelsel, MD, DESA

Timur Ozelsel, MD, DESA, the son of a Turkish father and a German mother, was born in Baton Rouge, LA, and grew up in between the USA and Germany. All of his medical training as well as fellowships in ICU and Cardiac Anesthesia were completed in Germany before moving to Canada in 2007. Dr. Ozelsel is now enjoying a great practice in his two other fellowships, regional anesthesia and liver transplantation. He is happily married and father of three healthy and energetic children, all of who are his main passion in life when he is not at work.



Francis Salinas, MD

Francis Salinas, MD, has been at Virginia Mason Medical Center since 1998. He is board certified in anesthesiology, internal medicine, and perioperative trans-esophageal electrocardiography. He is fortunate and grateful to be able to practice both regional anesthesia and cardiac anesthesia on a daily basis. He was fortunate to learn regional anesthesia from some of the giants of the specialty, such as Dr. Gale Thompson, Dr. Manni Batra, Dr. Mike Mulroy, and Dr. Joseph Neal. Through their love of regional anesthesia and mentorship, he has learned the foundations of anatomy and physiology, pharmacology, and evidenced-based medicine. Dr. Salinas believes that regional anesthesia provides tremendous perioperative benefits to patients in terms of better analgesia, decreased opioid-related side effects, and enhanced functional recovery, and it contributes significantly to decreases in perioperative morbidity and perhaps even mortality. The appropriate application of perioperative

regional anesthesia also provides tremendous benefits to the specialty. By providing state-of-the-art analgesia, physicians are able to contribute to the concept of the perioperative surgical home and clearly increase the visibility and importance as true perioperative physicians.



Ban Tsui, MD

The primary interest and research objective of Ban Tsui, MD, is to transform regional anesthesia from an “art” into a reliable and reproducible “science” by further exploring the basic scientific and clinical aspects of electrophysiological signal monitoring and integrating this with the latest advances in ultrasound. Dr. Tsui has a strong interest in mentoring and motivating residents and anesthesiology fellows to incorporate research into their clinical practice. Dr. Tsui has received Clinical Scholar funding from the Alberta Heritage Foundation for Medical Research (AHFMR) since 2002. Dr. Tsui is the recipient of the 2014 Dr. R.A.

Gordon Research Award from the Canadian Anesthesiologists’ Society (CAS). He has previously received funding from the Canadian Institutes of Health Research (CIHR) and multiple awards from CAS.

Associate Faculty



Adam Amundson, MD

Adam Amundson, MD, attended medical school at the University of Minnesota and residency and fellowship in regional anesthesia at Mayo Clinic in Rochester, MN. As a Mayo Clinic anesthesiology consultant, his educational interests involve the development of an online curriculum to improve preprocedural education and technical skill advancement among residents learning regional anesthesia. He has also been active in teaching ultrasound-guided workshops at the annual ASA meeting and other conferences. In his free time, he enjoys spending time with his wife and two little boys.



Gregory Applegate, DO

Gregory Applegate, DO, is an assistant professor of Anesthesiology at the Case Western Reserve University School of Medicine and is an anesthesiologist at University Hospitals Case Medical Center. He received his osteopathic medical degree from the Ohio University College of Osteopathic Medicine and completed his anesthesia residency at University Hospitals Case Medical Center. Dr. Applegate completed a fellowship in Regional Anesthesia and Acute Pain Medicine at Walter Reed Army Medical Center. He has participated in numerous regional anesthesia and cadaver-based anatomy workshops.



Sara Cheung, MBBS

Sara Cheung, MBBS, is an associate consultant in Pamela Youde Nethersole Eastern Hospital in Hong Kong. Graduating from the University of Hong Kong in 2004, she completed her anesthesia residency training and became a fellow of the Hong Kong College of Anaesthesiologists in 2011. In 2014, she came to the University of Alberta to complete a Regional Anesthesia Fellowship program, during which she acquired extensive experience on peripheral and neuraxial blocks. She also assisted in the publication of two peer-reviewed letters and three book chapters for a book on regional anesthesia, as well as several chapters for another upcoming regional anesthesia textbook.



Sean Dobson, MD, PhD

Sean Dobson MD, PhD, is an assistant professor of Anesthesiology at Wake Forest University School of Medicine. He completed his residency and fellowship in regional anesthesia at Duke University Medical Center. He served in the United States Navy at Naval Medical Center Portsmouth, where he was the Division Officer of Acute Pain Management assisting in the care of wounded warriors. He was deployed to Afghanistan as a forward resuscitative anesthesiologist in 2012 in support of Operation Enduring Freedom. He was chosen by the anesthesiology residents at Wake Forest to receive the 2015 Golden Apple Teaching Award.




Kristen Gadbois, MD

Kristen Gadbois, MD, completed her anesthesia training at the University of Calgary in Calgary, AB, Canada, after which she went on to do a fellowship in Regional Anesthesia and Acute Pain Medicine at the University of Alberta in Edmonton, AB, Canada. Since that time, she has served as a regional workshop instructor at several conferences including ultrasound-guided regional workshops at the Canadian Anesthesiology Society (CAS) annual meeting in 2014 and 2015, and the ASRA Cadaver course in 2014. She recently participated in a Pro-Con debate on TAP blocks vs. Epidurals in ERAS Patients at the 2016 CAS Meeting and served as an instructor for the ultrasound-guided regional workshops at the ASA Meeting in Chicago this year.



John George, III, MD

John George, MD, is the anesthesia director at SportsHealth, a Cleveland Clinic freestanding ambulatory surgery center. His training beyond residency consisted of a year fellowship in Acute Pain/Regional Anesthesia at the Cleveland Clinic. At the ASC, Dr. George performed a mixture of upper and lower extremity peripheral nerve blocks using both single shot and catheter based techniques, while most of his use of trunk blocks come from work as staff on the Acute Pain Service at Cleveland Clinic Main Campus. He has been an associate faculty member in ultrasound regional anesthesia workshops at both ASRA and American Dental Association annual meetings.



Michael Herrick, MD

Michael Herrick, MD, is the director of Regional Anesthesiology at Dartmouth-Hitchcock Medical Center and an assistant professor of Anesthesiology at Geisel School of Medicine at Dartmouth. Dr. Herrick served as associate faculty at ASRA's 40th Annual Regional Anesthesiology and Acute Pain Medicine Meeting in 2015 and, in 2014, was named the Department of Anesthesiology Teacher of the Year.



Daniel Maalouf, MD, MPH

Daniel Maalouf, MD, MPH, is a board-certified assistant attending anesthesiologist at the Hospital for Special Surgery (HSS) and a clinical assistant professor at Cornell Medical College in New York City. He completed his residency training in 2004 at New York University Medical Center and a fellowship in Regional Anesthesia at HSS. Following his training at HSS, Dr Maalouf completed a three-month fellowship at Centre Clinical in Soyaux, France. Dr. Maalouf has been involved in clinical trials involving the use of UGRA since his fellowship.

He has authored and co-authored numerous articles and has presented abstracts and given lectures and workshops at National and International Anesthesia conferences.



Rohit Rahangdale, MD

Rohit Rahangdale, MD, is the associate chief of Regional Anesthesia at Northwestern Memorial Hospital in Chicago, IL. His research interests include adjuvants for regional anesthesia and techniques to improve safety of peripheral nerve blocks.



Rakesh Sondekoppam, MD

Rakesh Sondekoppam, MD, is on the faculty in the Department of Anesthesiology and Perioperative Medicine at the Western University in London, ON, Canada. He joined the department as faculty after completing two years of fellowship training in regional anesthesia. He is currently an active member of the regional anesthesia and acute pain service team and continues to be involved in resident and fellow training at the London Health Sciences Centre.



Luminita Tureanu, MD, FRCPC

Luminita M. Tureanu, MD, FRCPC, is an assistant professor of Anesthesiology at Northwestern University Feinberg School of Medicine in Chicago, IL. She is board certified in Anesthesiology and is a fellow of the Royal College of Physicians and Surgeons of Canada. Dr. Tureanu completed her anesthesiology residency and Chronic Pain fellowship at Cook County Hospital in Chicago, and the Regional Anesthesiology and Acute Pain Medicine fellowship at Western University, London, Canada. Her interests include teaching evidence-based ultrasound guided regional anesthesia and multimodal analgesia to residents and fellows.

Disclosure and Resolution of Personal Conflicts of Interest

In accordance with the ACCME's Standards for Commercial Support and related policies, ASRA is committed to ensuring balance, independence, objectivity, and scientific rigor in its CME/CPD activities. Those in control of the educational content disclose all relevant relationships (financial or other) with any commercial interest that they or their spouse/partner have had within the past 12 months. If an individual refuses to disclose, they are disqualified from participating. Disclosure information is evaluated and conflicts of interest resolved. Disclosure is made to participants prior to the activity. Participants are asked to evaluate the objectivity and independence. Off-label or investigational use of a therapeutic product is also disclosed.

Last Name	First Name	Role	COI	Honoraria / Expenses	Consulting / Advisory Board	Royalties / Patent	Off-Label/Usage
Amundson	Adam	Associate Faculty	No				
Applegate	Gregory	Associate Faculty	No				NB additives Clonidine and Dexamethasone
	ASRA Administrative Team	Society, CME, and Meeting Management	No				
Cheung	Sara Suk Kwan	Associate Faculty	No				
de Leon-Casasola	Oscar	CME (ex-officio)	Yes		Mallinckrodt, Grunenthal LATAM, Purdue Frederick, Collegium		
Dillane	Derek	Faculty	No				
Dobson	Sean	Associate Faculty	No				
Franco	Carlo	Faculty	Yes		B. Braun Medical		
Gadbois	Kristen	Associate Faculty	No				
George	John	Associate Faculty	No				
Gray	Andrew	Faculty	Yes		Smiths Medical	Elsevier-Saunders	
Herrick	Michael	Associate Faculty	No				
Horlocker	Terese	CME	No				
Kopp	Sandra	CME	No				
Maalouf	Daniel	Associate Faculty	No				
Nader	Antoun	Planning, Faculty	No				
Ozelsel	Timur	Planning, Faculty	No				
Pino	Carlos	CME	No				
Rahangdale	Rohit	Associate Faculty	Yes	IAME UGRA workshops			
Rosenquist	Ellen	CME	Yes	UpToDate	EMMI	UpToDate	
Salinas	Francis	Faculty	No				
Sites	Brian	CME	No				
Sondekoppam	Rakesh	Associate Faculty	No				
Tsui	Ban	Faculty	Yes			Pajunk	
Tureanu	Luminita	Associate Faculty	No				
Warren	Daniel	CME	No				

Course Program

Saturday, November 6, 2016

7:00 am	Registration and Breakfast	
7:15 am	Welcome and Introduction	
7:20 am	Lecture: Basic Ultrasound and Needling Approaches	Andrew Gray, MD
7:40 am	Lecture: Sonoanatomy and Techniques for Upper and Lower Blocks	Ban Tsui, MD
9:10 am	Break and Group Assignment Learners will be in small working groups categorized as A or B. The course structure enables all learners to address each focused content area via both hands-on live model scanning and cadaver needling.	
9:30 am	Group A: Hands-On Live Model Scanning (sonoanatomy) Group B: Cadaver and Meat Phantom Needling (single shot and selected continuous catheter techniques) and Anatomy Station 1st Rotation: Upper Extremity Above Clavicle: Interscalene, Supraclavicular 2nd Rotation: Upper Extremity Below Clavicle: Infraclavicular, Axillary	
10:45 am	Break to Next Station	
11:00 am	Group A: Hands-On Live Model Scanning (sonoanatomy) Group B: Cadaver and Meat Phantom Needling (single shot and selected continuous catheter techniques) and Anatomy Station 1st Rotation: Lower Extremity Supine Position: Femoral, Saphenous, Ankle 2nd Rotation: Lower Extremity Prone Position: Sciatic, Popliteal	
12:15 pm	Lunch Lecture: Ultrasound Physics, Artifacts, Pitfalls, and Complications Part 1	Andrew Gray, MD
1:15 pm	Group A: Cadaver and Meat Phantom Needling (single shot and selected continuous catheter techniques) and Anatomy Station Group B: Hands-On Live Model Scanning (sonoanatomy) 1st Rotation: Upper Extremity Above Clavicle: Interscalene, Supraclavicular 2nd Rotation: Upper Extremity Below Clavicle: Infraclavicular, Axillary	
2:25 pm	Break to Next Station	
2:30 pm	Group A: Cadaver and Meat Phantom Needling (single shot and selected continuous catheter techniques) and Anatomy Station Group B: Hands-On Live Model Scanning (sonoanatomy) 1st Rotation: Lower Extremity Supine Position: Femoral, Saphenous, Ankle 2nd Rotation: Lower Extremity Prone Position: Sciatic, Popliteal	
3:45 pm	Break	
4:00 pm	Lecture: Clinical Applications and Evidence Based Medicine in Ultrasound Regional Anesthesia for Upper and Lower Extremity Blocks	Francis Salinas, MD
6:00 pm	Day 1 Q&A: Upper and Lower Extremity Blocks	
6:15 pm	Day 1 Adjournment	

Sunday, November 6, 2016

7:00 am	Breakfast Lecture: Ultrasound Physics, Artifacts, Pitfalls, and Complications Part 2	Andrew Gray, MD
7:30 am	Lecture: Sonoanatomy and Techniques for Truncal and Paravertebral Blocks	Derek Dillane, MD
8:30 am	Group A: Hands-On Live Model Scanning (sonoanatomy) Group B: Cadaver and Meat Phantom Needling (single shot and selected continuous catheter techniques) and Anatomy Station 1st Rotation: Iliioinguinal, Lateral Femoral Cutaneous Nerve Block, Transversus Abdominis Plane (TAP), Rectus Sheath Block 2nd Rotation: Paravertebral Blocks	
9:45 am	Break to Next Station	
10:00 am	Group A: Cadaver and Meat Phantom Needling (single shot and selected continuous catheter techniques) and Anatomy Station Group B: Hands-On Live Model Scanning (sonoanatomy) 1st Rotation: Iliioinguinal, Lateral Femoral Cutaneous Nerve Block, Transversus Abdominis Plane (TAP), Rectus Sheath Block 2nd Rotation: Paravertebral Blocks	
11:15 am	Break	
11:30 pm	Lunch Lecture: Clinical Applications and Evidence Based Medicine in Ultrasound Regional Anesthesia for Truncal and Paravertebral Blocks	Antoun Nader, MD
1:00 pm	Billing and Documentation in Different Jurisdictions Andrew Gray, MD (California) Francis Salinas, MD (Washington) Timur Ozelsel, MD (Canada)	
1:30 pm	Day 2 Q&A: Truncal and Paravertebral Blocks	
2:00 pm	Closing Remarks and Final Adjournment	

Continuing Medical Education/Continuing Professional Development

To receive your CME certificate:

1. Access the online system before November 21st by visiting www.surveymonkey.com/r/ASRACCRA16.
2. Complete the anonymous online evaluation.
3. Indicate the number of hours you attended (credit will be verified against registration).
4. Your certificate will be sent to the e-mail address provided approximately 3 weeks after submission.
5. Thank you for your feedback!

Accreditation and Credit Designation Statements

ASRA is accredited by the Accreditation Council for Continuing Medical Education (ACCME) to provide continuing medical education for physicians.



ASRA designates this live activity for a maximum of 17 *AMA PRA Category 1 Credits™*. Physicians should claim only the credit commensurate with the extent of their participation in the activity.

Credit Breakdown

Day	Maximum Credits
Saturday	10
Sunday	7
Total Credits:	17

The American Board of Anesthesiology® MOCA®

Credit Reporting to the ABA: ASRA is an ABA approved provider and, as a service to ASRA members and participants, CME credits are reported to the ABA. Participants must include their correctly formatted ABA ID number (3456-7890) during the online evaluation and credit claim process available at the conclusion of the activity. Once the online evaluation and credit claim process is closed, certificates will be issued and credits reported to the ABA. After this time, participants may request their CME certificate by contacting asrameetings@asra.com, but ASRA will no longer report credits to the ABA, which will then be the individual participant's responsibility.

ASRA-ASA Ultrasound-Guided Regional Anesthesia (UGRA) Education and Clinical Training Portfolio

The Ultrasound-Guided Regional Anesthesia Education and Clinical Training Portfolio is a joint ASRA - ASA initiative designed for anesthesiologists who wish to distinguish themselves in the field and provide evidence of training and experience. The portfolio guides participants through a comprehensive educational and training experience that fulfills current recommendations for ultrasound-guided regional anesthesia (UGRA).



This ASRA course has been approved for knowledge base and technical skills components of the portfolio. For more information and approved sessions, visit the [ASA website](#).

International Credits

The Royal College of Physicians and Surgeons of Canada has agreements based on the mutual recognition of credit points with the American Medical Association for live educational events. You may submit your CME certificate directly for credit recognition of this accredited group learning activity (Section 1) as defined by the Maintenance of Certification program of The Royal College of Physicians and Surgeons of Canada. For more information, visit: www.royalcollege.ca

European Accreditation Council for Continuing Medical Education (UEMS-EACCME): The UEMS-EACCME has agreements based on the mutual recognition of credit points with the American Medical Association for live educational events. Each medical specialist should claim only those hours of credit that he/she actually spent in the educational activity. The EACCME is an institution of the European Union of Medical Specialists (UEMS): www.uems.net

Commercial Support Disclosure

This course is supported, in part, by educational grants and in-kind support from industry. All support is managed in strict accordance with the ACCME's Standards for Commercial Support. Appropriate acknowledgement of all supporting organizations is made to participants prior to the educational activity in the program guide, on the event website, and with signage during the meeting.

ASRA would like to thank the following companies for their generous support.

Educational Grants

B. Braun Medical
FUJIFILM SonoSite
GE Healthcare
Halyard Health
Teleflex

In-Kind Support — Durable Equipment

BK Ultrasound
FUJIFILM SonoSite
GE Healthcare

In-Kind Support — Disposable Supplies

Havels
Pajunk
Teleflex

Guidelines Regarding Industry Representative Participation and In-Kind Support

Industry Support

This course is supported, in part, by educational grants and in-kind contributions from industry. All support is managed in strict accordance with the ACCME's Standards for Commercial Support. Appropriate acknowledgment of all supporting organizations is made to participants prior to the educational activity in the program guide, on the event website, and with signage during the meeting. View the guidelines for company representative and in-kind support.

Disclosure

Attendees may view the full list of supporting companies in the printed program guide and activity website.

Industry Representative/Technician Participation

In addition to the in-kind support provided, ASRA has requested that technicians from multiple supporting companies be present to demonstrate the operational aspects and proper functioning of the devices only.

Strict Compliance with the ACCME's Accreditation Criteria and Standards for Commercial Support

1. ASRA is responsible for all decisions regarding the educational elements (planning, content, faculty selection, presentation, evaluation, etc.). Industry representatives in no way influence any portion of the CME activity; including how the in-kind support will be used or allocated to the educational sessions.
2. Industry employees shall be easily identifiable by their company and meeting badges.
3. The industry representative shall only contribute technical information about the use of the equipment.
4. The industry representative shall NOT expand their input into areas of clinical medicine, such as:
 - a. No indications for use
 - b. No comparisons between competing products
 - c. No comparisons between the device, invasive surgery, and/or medical treatment.
5. ASRA's faculty and staff provide strict supervision to ensure proper professional behavior by industry representatives.
6. ASRA reserves the right to physically limit the technician's access to the educational setting; requesting the technician's participation only when questions arise or further assistance is needed.

Attendee Feedback

Attendees are encouraged to communicate any concerns of commercial influence or bias directly to faculty, staff members at the registration desk, and via the online evaluation.



American Society of Regional Anesthesia and Pain Medicine
Advancing the Science and Practice of Regional Anesthesia and Pain Medicine

ASRA



42nd Annual Regional Anesthesiology & Acute Pain Medicine Meeting

April 6-8, 2017 | Marriott Marquis, San Francisco, California

Abstracts due: January 9, 2017 | Early-bird deadline: February 8, 2017

#ASRASpring17



New in 2017: ASRA's Practice Management Portfolio!

Attend this series of sessions focused on critical practice management issues, and receive a certificate of completion demonstrating your specialized education. Learn more at www.asra.com/RA17-PMP.

www.asra.com



42nd Annual Regional Anesthesiology & Acute Pain Medicine Meeting

April 6-8, 2017

Marriott Marquis, San Francisco, California

Introducing ASRA's Practice Management Portfolio

Sessions with this symbol are part of the Practice Management Portfolio



Participants will learn how to:

- Assess the essential financial, accounting, strategic, and marketing competencies to provide the most efficient and effective patient care.
- Align stakeholder interests and incentives within their healthcare system.
- Evaluate the current legislative environment and impact of the planned implementation phase contributing to major transformations in the reimbursement methodology.
- Discuss practice case scenarios facilitating rapid implementation of all techniques into practice.

To receive the Practice Management Portfolio certificate of completion, participants must register for the PMP and attend the following sessions:

Interactive Sessions (both required)

- IS-01: Practice Management Case Scenarios 1
 - Real Practice Scenario Simulator Session
 - Feasibility of a Joint Program in Your Practice
 - Feasibility of a Comprehensive Pain Management Program in Your Healthcare System
 - What is Your Current Leverage in Negotiating Bundle Payments?
- IS-02: Practice Management Case Scenarios 2
 - Alternative Sources of Revenue in a Healthcare System
 - Assessing the Merits of a Hospital-Proposed Shared Risk Program
 - Determining Acute Pain Service Costs and Revenues

Problem-Based Learning Discussions (choose one)

- PBLD-23: Strategies to Leverage Your Value within the Healthcare System
- PBLD-24: Key Aspects of Alternative Payment Models
- PBLD-25: Effective Strategies for a State-of-the-Art Acute Pain Service
- PBLD-26: Complexity and Implementation Options for Patient Protection and Affordable Care Act


Parallel Sessions (choose one, may attend both)

- PS-3b: Practice Management Portfolio Part 1: Law, Marketing, and Strategy
- PS-4b: Practice Management Portfolio Part 2: Finance

Physician Leads



Alexandru Visan, MD, MBA




Andres Missair, MD

The cost is just \$100 if you register by the early-bird deadline (February 8, 2017)!


Register early! Space is limited!

Learn more at www.asra.com/RA17-PMP


Cutting-Edge Information at Your Fingertips Get the ASRA Apps Today!




- Quick access to drug-specific summary information
- Based on the ASRA Anticoagulation Evidence-Based Guidelines for Regional Anesthesia
- Recommendations based on block and intervention type
- Available for \$3.99



- Search by drug or procedure
- Includes generic and brand names as well as antidepressants & herbals
- Provides mechanisms of action
- Based on the brand new 2015 Guidelines for Pain Procedures
- Available for \$3.99



- Quick and easy way to execute a pre-procedure timeout
- Based on ASRA's "A Checklist for Performing Regional Nerve Blocks"
- In-line switching to ASRA Coags Regional
- Access to full PDF publication built in
- Available for \$1.99



- Step-by-step instructions
- Weight-based calculations
- Cyclically timed reminders for pulse recheck, CPR, drug dosing, and more
- Differential pathways for pulseless and pulsatile toxicity events.
- Available for \$3.99

Praise for ASRA Coags v. 1:

“Great for anyone doing blocks...” — *mbm29414, April 16, 2014*

“Easy to use and has all the rules to live by when you put needles in people for a living. Invaluable.” — *Em88956, September 25, 2014*

“Awesome app! We need more apps like this in the field of medicine.” — *MD southeast, April 19, 2014*

ASRA Coags Regional, ASRA Coags Pain, and ASRA Timeout are available on iTunes for iOS and Google Play for Android. ASRA LAST is available on iTunes for iOS.

Get the ASRA Apps Bundle and Save!

ASRA Coags Regional, Timeout, and Last on iTunes for just \$7.99.

The information contained in the ASRA apps is based on published data and expert opinion. It is to be used as a recommendation only. Clinical judgment by a physician is required in every situation. User assumes all responsibility for decisions made in concert with the use of apps.

Code Developed By:
Mustard Seed Software

Powered by  VANDERBILT



American Society of Regional Anesthesia and Pain Medicine
Advancing the Science and Practice of Regional Anesthesia and Pain Medicine



American Society of Regional Anesthesia and Pain Medicine
Advancing the Science and Practice of Regional Anesthesia and Pain Medicine

ASRA




Introduction to Perioperative Point-of-Care Ultrasound

February 25-26, 2017
Omni San Diego Hotel
San Diego, California

Ultrasound imaging has been called the “stethoscope of the 21st century.” In this two-day, hands-on workshop plus online learning module, participants will gain a comprehensive understanding of PoCUS applications including airway, lung, cardiac, gastric, and trauma assessment.

- Earn 29.5 CME credits by completing the eLearning provided by USabcd and attending the weekend course
- Hands-on scanning sessions with concise lectures to summarize content
- World-renowned experts, low attendee-to-instructor ratio
- Personalized learning with ample time for Q&A and faculty feedback
- Case discussions and pre/post testing to assess learning
- Basic **Focused Assessed Transthoracic Echocardiography (FATE)** certification



Jointly provided with:

usabcd
UltraSound Airway Breathing Circulation Dolor

Register at www.asra.com/pocus

Hurry — space is limited!

ASRA members save \$200 | Save even more when you register by Nov 30th!